


eolo series



PRISMA[®]
ARCHITECTURAL LIGHTING



Eolo *Prisma design*

The Eolo is a dual-lamp, linear fluorescent family of products. Eolo provides effective, energy-efficient, direct/indirect illumination. Perfect for use in public corridors, stairwells, schools, libraries, lobbies, assisted-living/hospital environments and anywhere uniform illumination is required as a wall wash or to supplement ambient lighting. Its architectural styling blends with any interior to create pleasing visual effects with even, glare free lighting.



- DUAL LAMP
- DUAL SWITCHING
- EASY ACCESS TO ELECTRICAL COMPONENT
- STANDARD FINISHES WHITE PAINTED OR GRAY ANODIZED

Eolo 370



Eolo 630



Eolo 950



Eolo 1300



Eolo

Eolo 370
Eolo 630
Eolo 950
Eolo 1300

APPLICATION

Flexibility is assured with the following features:
 Dual-switching. Separate lamp compartments assure no light leaks.
 Dimming options are available on most models.
 Available in four lengths: 14,6", 25", 37,4" and 51".
 For local switching consult factory.

HOUSING

Extruded aluminum housing. Gray anodized finish or white polyester powder coat are standard.
 For other colors consult factory.

LENS

Upper and lower lenses are made of satin glass to conceal the light source.

REFLECTOR


Extruded aluminum reflector engineered to provide uniform illumination.

ELECTRICAL

Electronic ballasts (120-277V) are standard.
 Dimmable ballasts are available on most models.

LISTINGS

UL and cUL listed for damp location.



WHITE
PAINTED



GRAY
ANODIZED

Eolo 370		UL
Compact Fluorescent	24W	UP
Fluorescent	8W	DOWN

Eolo 630		cUL US
Fluorescent	24W	UP
Fluorescent	24W	DOWN

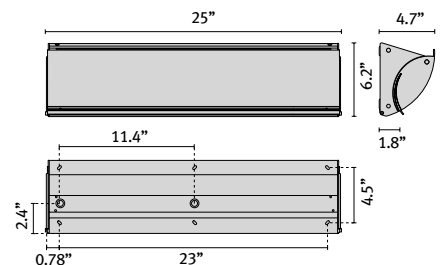
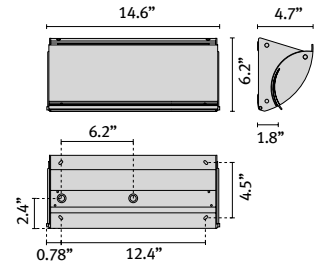
Eolo 950		cUL US
Fluorescent	39W	UP
Fluorescent	14W	DOWN

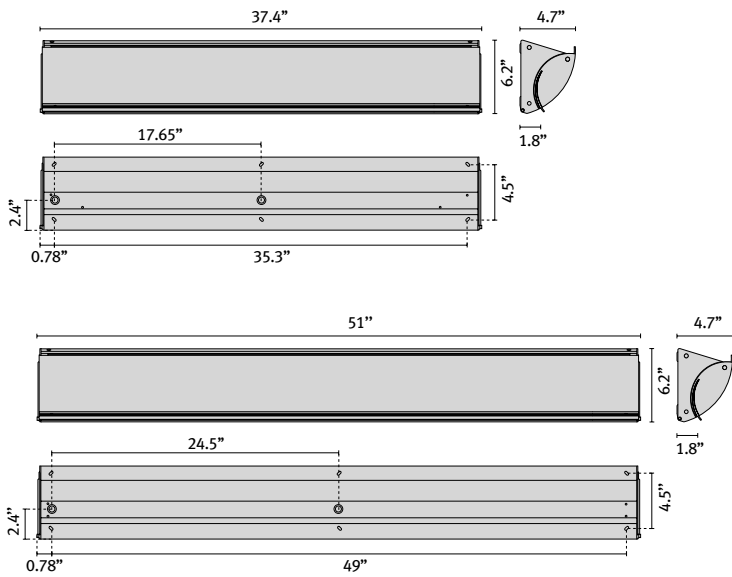
Eolo 1300		UL
Compact Fluorescent	2x55W	UP
Fluorescent	21W	DOWN

		cUL US
Fluorescent	39W	UP
Fluorescent	14W	DOWN

		cUL US
Fluorescent	32W	UP
Fluorescent	21W	DOWN

		cUL US
Fluorescent	54W	UP
Fluorescent	21W	DOWN

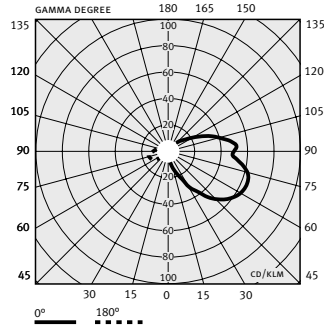




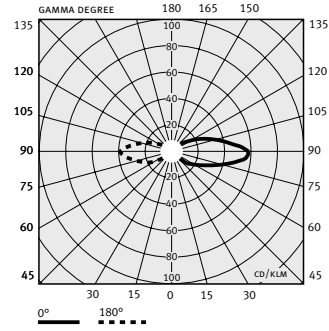


**PHOTOMETRIC
DATA**

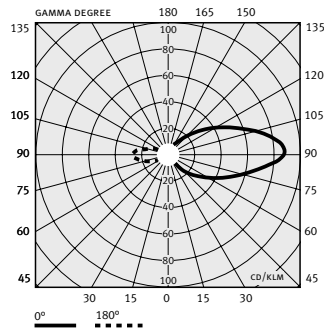
Eolo 370 1-24W + 1-8W



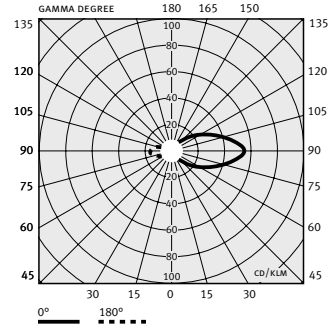
Eolo 630 1-24W + 1-24W



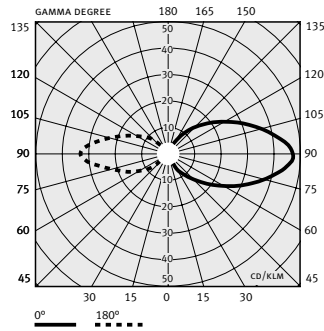
Eolo 950 1-39W + 1-14W



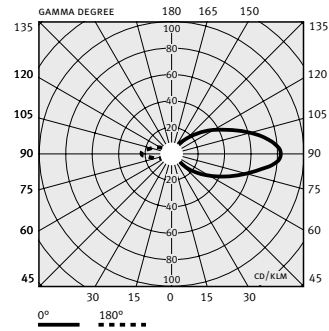
Eolo 1300 2-55W + 1-21W




Eolo 1300 1-32W + 1-21W



Eolo 1300 1-54W + 1-21W



PRISMA^{TECH} SELECTION



OPTA



KAI



PLUS OVALE




PLUS TONDO



SHIELD



TANGO



DISCUS



KONOS



FOCUS3



MASK

PRISMA NORTH AMERICA, INC.
300 PETTY ROAD, SUITE C
LAWRENCEVILLE, GA 30043 - USA
TEL. 770.822.2115 - Fax 770.822.9925
E-MAIL: INFO@PRISMALIGHTING.COM